



Fall Camporee 2019

October 18 - 20

23181 E 920 RD

Cookson, OK 74427

Diamond H Scout Ranch

EVENT PACKET

This Camp-O-Ree is Conducted by the Scouts in Cornerstone District

Table of Contents

CAMP-O-REE OVERVIEW

1. **CAMP-O-REE STAFF CONTACT INFORMATION**
2. **HELPFUL HINTS FOR THE UNIT AND PATROL LEADER**
3. **CODE OF CONDUCT DURING CAMP-O-REE**
4. **REQUIRED PAPERWORK FOR CAMP-O-REE**
5. **REGISTRATION INFORMATION**
6. **GENERAL INFORMATION**
7. **CHECK IN, ARRIVAL AND DEPARTURE INFORMATION**
8. **COMPETITION GUIDELINES**
 - 8.1. Pre-Registration
 - 8.2. Patrol Uniform
 - 8.3. Campsite Inspection
 - 8.4. Fire Safety
 - 8.5. First Aid
 - 8.6. Knots & Lashings
 - 8.7. Citizenship & General Scouting Trivia
 - 8.8. Knife & Ax Safety
 - 8.9. Orienteering
 - 8.10. Fitness
 - 8.11. Emergency Preparedness
 - 8.12. Cooking and Clean up - Saturday Breakfast
 - 8.13. Evening Cooking Competition
9. **CAMP-O-REE SCHEDULE**
10. **CORNERSTONE DISTRICT CHECK IN/OUT FORM**

Appendix A Camp-O-Ree Registration Form
Appendix B: Unit Fireguard Chart

CAMP-O-REE OVERVIEW

Who: Approximately 150 Boy Scouts, Venture Crews, and Adult Leaders from the Westark area Council, Cornerstone District.

What: A District-wide Camp-O-REE promoting Scout Skills and fun. Our Camp-O-REE will have 5 Patrol events

When: Friday October 18 (4:00pm) thru Sunday October 20, 2019 (11:00 am)

Where: **23181 E 920 Rd, Cookson, OK 74427 (Diamond H Scout Ranch)**

Why: To test your Patrol scouting skills, develop team work, and increase the level of Scouting Spirit within the Cornerstone District.

How: This information packet contains many details about our Camp-O-REE. If you need additional information or have questions, please contact Dwight Heasley at (479) 787-8778 or by e-mail at dwheasley@me.com

1. CAMP-O-REE STAFF CONTACT INFORMATION

The following individuals are the primary points of contact for each of the Camporee Staff positions. Their contact information is as follows:

Program Directors: Dillon Cooper and Hunter Gray

Assist Program: Dwight Heasley (479) 787-8778 dwheasley@me.com

2. HELPFUL HINTS FOR THE UNIT AND PATROL LEADER

This section of the packet is intended to provide helpful hints for the Scoutmaster and Patrol Leader to aid their program in preparing for CAMP-O-REE. The primary reasons for holding the CAMP-O-REE are to test your patrol scouting skills, civil scouting knowledge, develop team work, and increase the level of Scouting Spirit within the Cornerstone District. The following bulleted set of information should be interpreted as suggestions and guidelines for having a successful CAMP-O-REE event:

- **Each Patrol** competing should be the normal boy patrol that has been together during the scouting year. By participating in this method, each patrol can measure how their scouting skills are maintained throughout their individual programs. Setting up Patrols of all senior scouts specifically for CAMP-O-REE in order to score high in the competition does not serve the purposes of CAMP-O-REE and is not regarded highly by the judging staff.
- **Have Patrols** design and prepare Patrol flags, songs, and yells. These 3 things are judged during every event during the competition day and will help the scouts develop the team work necessary to do well.

- **Make sure** patrols understand they should secure all required equipment prior to CAMP-O-REE so they do not end up without necessary items during setup.
- **Properly label** or identify all Troop and Patrol articles.
- **Make sure** patrols procure all badges of office, Troop numerals, etc. and ensure that they are all properly attached to the Scout uniforms prior to the event.
- **Have all** Patrol information displayed clearly in campsites.
- **Make sure** each patrol leader prepares all paperwork in advance for their patrol, preferably organized in a binder, and have them take advantage of the pre-check in opportunities during the week prior to CAMP-O-REE.
- **Make sure** the patrols understand they are to be prepared to leave their campsites Saturday morning after breakfast and not return until notified by CAMP-O-REE Staff. This means they will need to prepare a trail lunch to carry with them during the completion. There are severe point penalties for Patrols returning to their campsites prior to the CAMP-O-REE Staff notifying them it is OK to return.
- **Make sure** patrols understand that they are expected to live up to the Scout Oath, Law, and Motto during the entire CAMP-O-REE event. Scoutmasters witnessing scouts exhibiting behavior not consistent with the Scout Oath or Law should observe only and report to the Staff or Unit leadership. If such behavior is within the Scoutmaster's own troop, the Scoutmaster should deal with it directly within their own Troop's discipline guidelines.

3. CODE OF CONDUCT DURING CAMP-O-REE

I recognize that my personal conduct and that of all participants attending the Camp-O-Ree will do much to enhance the image of Scouting. I therefore accept the following Code of Conduct.

- The Scout Oath will be my guide throughout the Camp-O-Ree.
- I will set a good example by keeping myself neatly dressed and presentable. The official Field uniform will be worn for arrival Friday. The "Activity uniform" may be worn Saturday during competitions.
- I expect to attend all scheduled Troop activities and take part in as many optional activities as I am able.
- In consideration of the other participants at the Camp-O-Ree 2018, I agree to be in my tent and remain quiet from taps 11:00pm to reveille 6:30 am.
- I will be responsible for keeping my tent clean and neat, and will adhere to all Camp-O-Ree 2018 policies and regulations.
- I understand that the illegal possession or use of drugs, alcohol, harmful substances, fireworks and firearms is strictly prohibited.
- I understand that I will be personally responsible for any loss, breakage or theft of property, which I cause.
- Campsite etiquette will be strictly enforced. Permission must be granted before entering another Patrol's campsite and no one is permitted in someone else's campsites when they are not there.

DON'T DO DUMB!!!

4. REQUIRED PAPERWORK FOR CAMP-O-REE:

- Two Annual Health and Medical Forms, Part A & B, for each Youth and Adult member should be kept with the Adult leaders troop campsite. If any Scout does not have a medical records form, the unit leader will be asked to obtain one immediately. If one cannot be obtained immediately, then the scout will not be allowed to participate. Forms are available online at <https://www.scouting.org/health-and-safety/ahmr/>
- Completed Check-in/Check-out form found in this packet.
- A copy of your registration form and your registration receipt to verify registration in case of any problems.

5. REGISTRATION INFORMATION

Registration Fee

The cost is \$15.00 per Scout and Adult through October 17th. All units shall be registered through Westark Area Council Website by this date.

Late-Registration

The online registration shuts down on Friday, October 17th – one day before Camp-O-REE. Units may register after the deadline date with the District Executive at the pre-check in days; however, the unit's Outing Leader must provide the same information that would be obtained through the regular registration.

CAMP-O-REE patches may not be available for late registrants.

6. GENERAL INFORMATION

CAMP-O-REE Competition:

Competition scoring will begin as each patrol arrives at the CAMP-O-REE check in station. Scoring will commence from then through all day Saturday. Patrols will be scored on their scouting skills, civil knowledge, scout knowledge, spirit, team work, and use of the patrol method.

No Scout Handbooks, cell phones, or electronic equipment is allowed in the competition area. Patrols violating this policy will be penalized.

Campfire Ceremony

The Campfire ceremony is open to parents, guardians or anyone from your unit.

Patrol Campsites

To the extent practicable, Patrols from the same Troop should have some separation from their adult leader patrol area to grow in their patrol method and leadership skills. Separation ensures that each Patrol is judged on its own merit. Charcoal fires may be used in the patrol campsite on elevated fire pits. Food containers should be kept safely above ground. Prepare for camp sites no larger than 20' x 40'.

Adult Campsites/Camping:

The Adults will camp and cook within their own Troop or Venture. All Adults are required to participate in the competitions that will occur on Saturday. All adults will report Friday night to the Cracker Barrel event to be paired up into patrols. You will not be paired up with other members in your troop/crew as best as possible. This will give you an opportunity to be with other troops from the district. You will need to carry the same items as a Boy Scout for a hike along with your lunch. You will cook as a Troop for all Breakfast's and Dinner. **Any Adult not participating in the competitions without prior approval from Camp-O-Ree Staff will have points deducted from all youth patrols in their troop.** Adults need to participate in the Saturday Evening Campfire by performing a Skit or Song with their patrol that they were in during Saturday's competitions.

Patches

Participation patches will be issued after the Camporee.

7. CHECK IN, ARRIVAL AND DEPARTURE INFORMATION

ARRIVAL at CAMP-O-REE

Friday, October 19th, 2018 5:00 pm to 8:00 pm.

1. Units will be shown where to park
2. Patrol leaders and one Adult leader should report to check-in station immediately after parking
3. Patrol Leaders and Adult leader will turn in their Check-in forms and receive color brackets for each member on the roster. Bracelets are to be worn all weekend.

Check-Out from CAMP-O-REE

1. Early checkout for units needing to leave on Saturday will take place after campfire. Contact Headquarters for further instructions.
2. All Units should leave before 12:00am, Sunday, October 21, 2018.
3. A Scout is Clean: we expect your unit to leave your campsite cleaner than you found it.
4. The patrol leader must request to have campsite inspection before patrol is excused to leave.
5. Patches will be handed out to your Patrol leader after your site has been inspected and approved for departure.

8. COMPETITION GUIDELINES

CAMP-O-REE competition is open to patrols with scouts up to and including Eagle rank. Eagle Scouts are allowed to compete but encouraged to allow the other members to lead the competitions. Senior Patrols predominantly made up of Life and Eagle Scouts are encouraged to contact the Camp-O-Ree Chairman to be on staff so they can share their knowledge and help grow the next generation of Eagle Scouts. All non-competing Senior Patrol Leaders should also contact the Camp-O-Ree Chairman to be on staff. Patrols are expected to compete in all events. Non-participation in an event will result in no points being awarded for that event.

No Scout Handbooks, cell phones, or electronic equipment is allowed in the competition area. Patrols violating this policy will be penalized.

Below are the competitions: All competitions are based on Scout rank through First Class rank requirements, Boy Scout Handbook and supplemented by Merit Badges listed below. The Camp-O-Ree is focusing on the foundations of Scouting. Link to all Merit badges:

<https://www.scouting.org/programs/boy-scouts/advancement-and-awards/merit-badges/>

8.1. Pre-Registration

Patrols will be judged on the organization and completeness of the CAMP-OREE Paperwork. Scoring for Camporee begins at the Pre-checkin meeting. Scouts should show up in full class A uniform with their patrol's paperwork complete. Units not registered for Camporee will not gain the available points. (25 Points)

8.2. Patrol Uniform

Performed when the patrol first arrives at Camporee. Patrols will be judged on the completeness and uniformity of their patrol's uniforms, Patrol organization, and Scout Spirit (song, yell, and team work throughout the Camp-O-Ree). (75 Points)

Inspection includes: Wearing the Official Uniform to the following events:

1. Transportation to and from Camp-O-Ree
2. Check in and Check out
3. Dinners
4. Closing Flag ceremony
5. Campfire

At all other times Scouts are encouraged to wear the uniform designated in the handbook for "OUTDOOR ACTIVITIES" (Activity Uniform). Each member of the Patrol must carry his essentials at all times.

The Field Uniform shall consist of and be judged on the following criteria (Each Patrol is encouraged to look the same as possible):

1. Boy Scouts of America issued Shirt
2. Cap and Neckerchief (if worn should be the same)

8.3. Campsite Inspection

Patrols will be judged on their campsite organization, cleanliness, adherence to BSA campsite guidelines, use of a campsite perimeter and gate, clearly posted patrol duty roster and menu, and sanitation. Campsite gateways will be part of the inspection, and are expected to be built on site (NO Pre-assembled Gateways). For preparation patrols can use references such as the Scout Handbook and <http://www.scouting.org/scoutsource/BoyScouts/AdvancementandAwards/MeritBadges/mb-CAMP.aspx> (100 Points)

Base Camp Inspection:

1. Is the site organized and clean, with cooking area clearly separated from sleeping area? 15 pts
2. Does the camp have a clearly visible indication of the Patrol name and Troop number? 10 pts
3. Is a Map, Emergency contacts, GPS coordinate of campsite, Patrol duty roster, Menu and Fireguard chart clearly posted? 10 pts
4. Are all tents staked down with ground cloth and rain fly in use/guidelines properly tied off? 10 pts
5. Is personal gear clean and organized? 10 pts
6. Are the Patrol food, cooking and eating items properly stored in central storage area, including personal mess kits? 15 pts
7. Is there fire prevention equipment (fire extinguisher, water, shovels, or bucket of sand) present within the camp in proximity to the cooking area? 15 pts
8. Is a water container of sufficient size for storage and transport of water present? 10 pts
9. Is there a Gateway? 5 pts

Backpackers Camp Inspection:

1. Is the site organized and clean, with Bear Triangle established (latrine, cooking area and sump)? 20 pts
2. Does the camp have an indication of the Patrol name and Troop number in the Central Pack pocket marked with a streamer or zip tie? 10 pts
3. Is a Map, Emergency contacts, GPS coordinate of campsite, Patrol duty roster, Menu and Fireguard chart clearly posted? 10 pts
4. Are all tents staked down with ground cloth and rain fly in use / guidelines properly tied off? 10 pts
5. Is personal gear clean and organized? 10 pts

6. Are the Patrol food and personal cleaning kits (smellables) in appropriate Bear/Animal storage container and location indicated on the map? 15 pts
7. Is there fire prevention equipment (water, shovel, or container of sand) present within the camp in close proximity to the cooking area? 15 pts
8. Are all personal eating kits and Patrol cooking tools left near sump? 10 pts

Saturday Event Competitions: Both Youth and Adults will be competing in the same events throughout the day. Everyone will need to make sure they have sufficient items for the events unless shown that Camp-O-Ree will provide items. All Scouts should pack a daypack as if they are going on a day hike. See “The Scout Basic Essentials” in your Boy Scout Handbook.

8.4. Fire Safety

Patrols may be judged on their knowledge of how to use fire safely and responsibly, types of camp fires and applications, proper components and construction of a campfire, how to prevent home fires, how to handle fire safely, burn prevention, and camping safety. For preparation patrols can use references such as the the Scout Handbook, Firem’n Chit and Fire Safety Merit Badge.

All Fire building materials will be provided by Camp-O-Ree. If you have tools you prefer then please carry them with you.

8.5. Search and Rescue

Patrols may be taught items from the Search and Rescue merit badge.

All materials will be provided except for paper and pencil/pen

8.6. Shooting Sports

Patrol will have some fun with shooting sports activities while at the Camporee. Be ready to score the highest points between patrols.

8.7. Orienteering

Patrols may be expected to know the parts of a compass, symbols on a map, how to orient with a compass, how to measure the height of an object from a distance and general Orienteering knowledge. Patrols will need to have compasses with them. Points will be deducted if a patrol requires a compass from the staff.

Scouters should bring all necessary items such as a compass, pen, pencil, paper/notebook and knowledge for a hike with them. Camp-O-Ree will supply maps and/or coordinates.

8.8 Fitness

Patrols may be expected to compete in fitness competition ranging from setup, pushup, running and patrol team competition. Resources Tenderfoot through First Class rank requirements and Personal Fitness merit badge.

Scouters are encouraged to bring their A-Game... Camp-O-Ree will provide any items needed.

8.9 Cooking and Clean up - Saturday Breakfast

Patrols will be judged on your campsite cleanliness, written breakfast menu selection, written breakfast duty roster, written ingredients to prepare breakfast, usage of all food groups, cooking pan selection, serving on non-paper plates and using non-plastic essentials, drinking from non-paper cups, and disposal of trash. You are required to submit your menu during check in at Camporee. If you do not submit a menu during the pre-check in, with your patrol name and unit number clearly designated, your patrol will not be visited by the Cooking judges. You will not be judged on the taste of prepared breakfast, do not prepare extra food for the judges. Judges will visit your patrol between 7 and 7:30am Saturday morning (25 points)

8.10 Evening Cooking Competition

Each Youth Patrol **is required** to submit a desert for judging that includes fruit. Each Troop (Adults) **is required** to submit an Italian main course for judging. See schedule for time of submittal.

Awards will be handed out to the top three desert dishes and the top three Italian dishes.

CAMP-O-REE SCHEDULE

Friday October 18

2:00 - 7:30	Check-In (Patrol Leaders and one Adult at check-in station)
8:00 - 10:00	Leaders Meeting (All Leaders/Adults in Campsite Required)
9:00 - 10:00	Youth Cracker Barrel (Patrol Leaders only)
11:00	Taps

Saturday October 19

6:30	Reveille
6:30 - 7:45	Breakfast/Campsite Cleanup
8:15	Flags/Opening Ceremony (Activity Uniforms)
8:30 - 9:20	Session 1
9:00 - 12:00	Campsite inspections
9:30 - 10:20	Session 2
10:30 - 11:20	Session 3
11:30 - 12:20	Lunch in Competition area
12:30 - 1:20	Session 4
1:30 - 2:20	Session 5
2:30 - 5:00	Free Time/ Shooting Sports Open
6:45	Youth Cooking Competition Submittal (each Youth Patrol should submit one <u>Desert that includes fruit</u> to be judged)
6:45	Troop Cooking Competition Submittal (each Adult troop should submit one <u>Italian main course</u> portion to be judged)
8:00	Retire Flags/Closing Campfire
11:00	Taps

Sunday October 21

6:30	Reveille
8:00	Vespers service
8:45 - 11:00	Checkout (no patrol/troop will checkout till after Vespers unless special permission is granted by Camp Commissioner)

10. Cornerstone DISTRICT CHECK IN/OUT FORM

(BRING 3 COPIES OF THIS COMPLETED FORM TO CAMP-O-REE)

TIME: _____

Troop # _____ Patrol Name _____

Number of Scouts _____

Attending Members (circle one) **Base Camp/Backpack**

- 1. Patrol Leader: _____
- 2. Asst. Patrol Leader: _____
- 3. Patrol Member: _____
- 4. Patrol Member: _____
- 5. Patrol Member: _____
- 6. Patrol Member: _____
- 7. Patrol Member: _____
- 8. Patrol Member: _____
- 9. Patrol Member: _____
- 10. Patrol Member: _____
- 11. Patrol Member: _____
- 12. Patrol Member: _____

THE FOLLOWING IS TO BE COMPLETED BY A CAMP-O-REE STAFF MEMBER

ASSIGNED CAMPSITE # _____

All members of my Patrol have read and accept the Signature of Check-In Staff Person Code of Conduct they will be held to while on site:

Signature of Patrol Leader: _____

YOU HAVE NOW COMPLETED CHECK-IN

CHECK-OUT

Date: _____ Time: _____

Campsite Clean/Clear _____

Evaluation Form Completed _____

Signature of Check-Out Staff Person _____

You have now completed check out.

Appendix B: Unit Fireguard Chart

<https://docs.google.com/file/d/0BxgyGhfWmpSpZIFDNWh0a2ozU3c/edit>


UNIT FIREGUARD CHART

Fill out and post this chart on your campsite bulletin board.


Troop _____ Troop fire warden _____

Camp _____ Troop campsite _____


Date _____



We will prevent fires by breaking matches in two after using.



Putting fires **COLD OUT** with water.




Feeling with fingers to test heat.

FLAMMABILITY WARNING CAMPING SAFETY RULES

NO TENT MATERIAL IS FIREPROOF, AND IT CAN BURN WHEN EXPOSED TO HEAT OR FIRE. FOLLOW THESE RULES:


- Only flashlights and battery-powered lanterns are permitted in tents. **NO FLAMES IN TENTS** is a rule which must be enforced.
- Chemical-fueled stoves, heaters, lanterns, lighted candles, matches, or other flame sources should never be used in or near tents.
- Do not pitch tents near open fire.
- Do not use flammable chemicals near tents: charcoal lighter, spray cans of paint, or bug killer and repellent.
- Be careful when using electricity and lighting in tents.
- Always extinguish cooking and campfires properly.
- Obey all fire laws, ordinances, and regulations.
- Keep campers informed on a daily basis of your camp's fire danger.




Clearing all burnable material 4 to 6 feet away from the fire or as required by local law.

In the case of Cub Scouts, they should immediately seek adult help, sound the alarm by yelling, "Fire!" and stay away from attempting to fight any camp fire. If adult help is not readily available, the Cub Scout should continue to sound the alarm, send a runner for help, and/or dial the camp office or 911.


VARIOUS TYPES OF FIRE DANGER SIGNS IN CAMP



Unit Campsite Fire Prevention Assignments		
First Day _____	Date _____	Patrol _____
Fire Warden _____		EQUIPMENT CHECKED
Second Day _____	Date _____	Patrol _____
Fire Warden _____		EQUIPMENT CHECKED
Third Day _____	Date _____	Patrol _____
Fire Warden _____		EQUIPMENT CHECKED
Fourth Day _____	Date _____	Patrol _____
Fire Warden _____		EQUIPMENT CHECKED
Fifth Day _____	Date _____	Patrol _____
Fire Warden _____		EQUIPMENT CHECKED
Sixth Day _____	Date _____	Patrol _____
Fire Warden _____		EQUIPMENT CHECKED
Seventh Day _____	Date _____	Patrol _____
Fire Warden _____		EQUIPMENT CHECKED



SOUND ALARM



DROP TENTS (CANVAS ONLY) IF NECESSARY AND SAFE TO DO SO

IN CASE OF FIRE
REPORTING AND ASSEMBLY INSTRUCTIONS

At some camps local changes are made in these suggested procedures. All exceptions, however, should be made on the recommendation and with the approval of local fire authorities.

IN A UNIT CAMPSITE

1. Sound the alarm by yelling "Fire!" and then notify the first adult you see, then report to a camp officer or the camp fire warden.
2. Extinguish a fire only if it can be done quickly and easily.
3. When the central alarm is sounded to warn the camp, quickly mobilize in your unit. Move to your preassigned point immediately and await directions.
4. A runner reports to the camp office for instructions from the camp fire warden.
5. In the event of a tent fire, you can douse it with water or sand, or simply stand back and let professionals fight the fire.

OUTSIDE UNIT CAMPSITE

1. If you discover a fire anywhere in camp, report immediately to the camp office so the alarm may be sounded and fire authorities notified.
2. Camp fire warden sounds the central alarm, and your unit follows steps 3 and 4 above.
3. **Remember:** Campers should not be directly involved in the fire fighting process except for fires that can be quickly and easily extinguished.

In case of a fire in our campsite, we will notify _____ Camp fire warden and follow the instructions of our unit fire warden.